

**Town of Hampton, NH
DRIVEWAY PERMIT**

Application Date:			Permit Number:		
PERMIT INFORMATION					
Permit Address:	Map:	Lot:	<input type="checkbox"/> New <input type="checkbox"/> Existing	Dig Safe Number:	Dig Safe Start Date / Time: / / :
Primary Use:			Driveway Materials:		
Name of Contractor:	Mailing Address:		Telephone: () -	Performance Bond Number:	
Name of Property Owner:	Mailing Address:			Telephone: () -	

To: Planning Office, 100 Winnacunnet Road Hampton NH

Pursuant to RSA 236:13, Permission is requested to construct #___ driveway entrance(s) to property on the_____ side of _____ Road / Avenue / Street / Lane in the Town of Hampton at a location which will meet the requirements for safety specified by the Town.

The above named contractor has been hired to perform the work, and will be responsible for construction of said driveway in conformance with the plans and requirements on this permit.

As the landowner applicant, I hereby agree to the following:

1. To construct driveway entrance(s) at permitted location in accordance with applicable state statutes, Town of Hampton Driveway Regulations and the drawings for driveway entrances as part of this permit.
2. To hold harmless the Town of Hampton and it's duly appointed agents and employees against any action for personal injury and/or property damage sustained by reason of the exercise of this permit.
3. To furnish and install drainage structures that are necessary to maintain existing highway drainage and adequately handle runoff resulting from development.
4. To acknowledge that it is the homeowner's responsibility to maintain all driveway improvements within the Town's right-of-way.
5. To post or cause to have posted a performance bond in the amount of \$500.00 to guarantee construction of said driveway in compliance with the terms and conditions of the permit and to convey and damages that may occur to Town property as a result of construction associated with development on the parcel. Certificate of such bond, (minimum \$500.00) **shall be on file with the Town** (may be posted by owner or contractor) and in effect throughout completion and inspection of work. A permit and bond shall be required of any new driveway construction, modification, paving or repaving.
6. A plan shall be attached showing the proposed construction including drainage structures with dimensions in detail of the proposed work.
7. **No work will begin until such permit is issued. Permit may take up to 72 hours to be issued.**

Failure to adhere to the provisions of this application and permit shall render this permit null and void and the Town is hereby empowered to utilize the performance bond monies to correct any deficiency.

_____ Owner Signature

Date ____/____/____

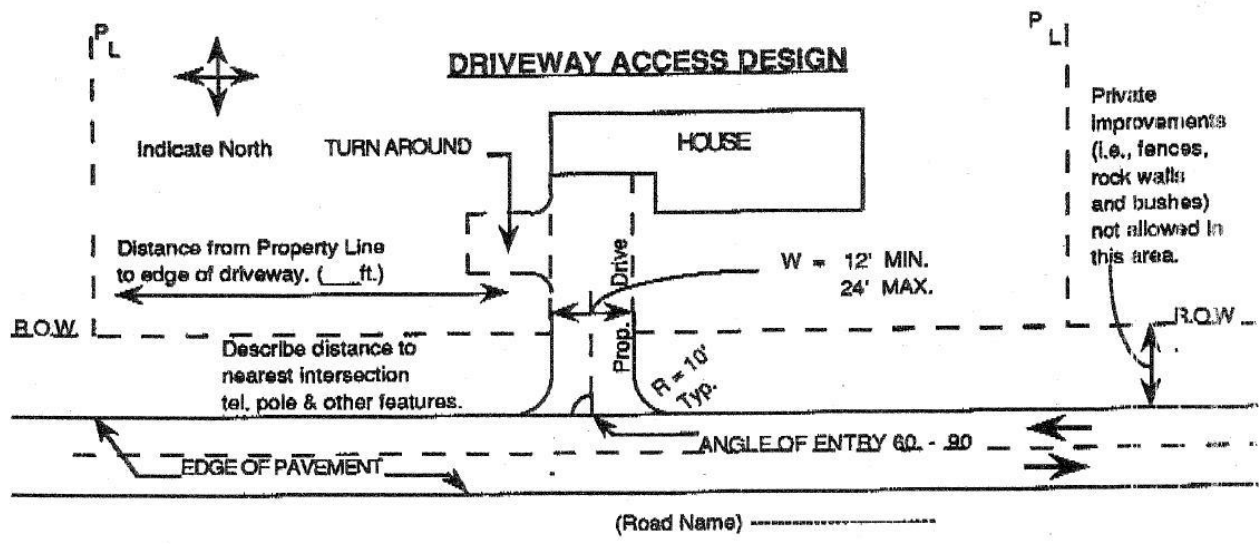
The signature of the contractor is required here IF he/she is posting the bond, to signify acceptance of all terms of the permit

_____ Contractor Signature Date ____/____/____

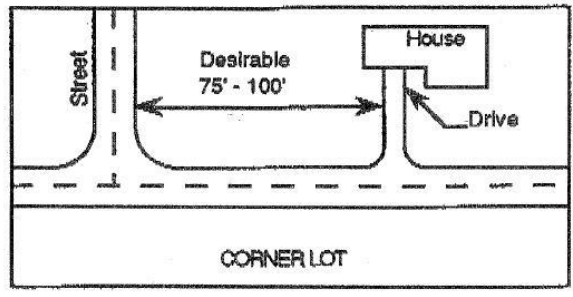
NAMES & ADDRESSES OF ABUTTERS	
(Directly Across the Street and on Either Side of the Lot)	
Name:	Address :
Name:	Address :
Name:	Address :
Name:	Address :
Name:	Address :

FOR OFFICE USE ONLY	
Date:	Description:
	Street Opening Permit Issued On
	Cash Bond or Self-Calling Letter of Credit
	Send copy of Application and Sketch to Conservation Commission
	\$50.00 Application Fee (\$250.00 for all After-the-Fact Applications)
	Accurate Drawing of Proposed Physical Location with Details
Approved and Issued By:	
Pre Inspection:	
_____	_____
<i>Signature</i>	<i>Date</i>
Post Inspection:	
_____	_____
<i>signature</i>	<i>Date</i>

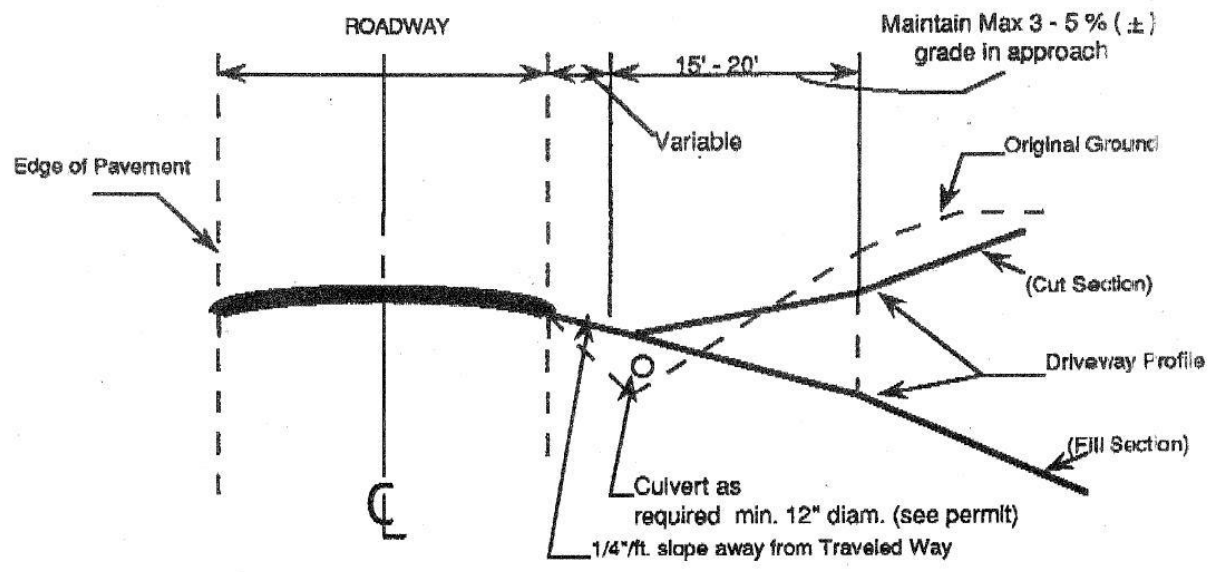
Note: This permit only valid after Town's Issuing Official has signed and dated below. Do not start work on your Driveway until you are issued a properly signed and dated document.



PLAN VIEW



1. Locate any drain catch basin or culvert in vicinity.
2. Show course of water along roadway - Indicate if culvert to be installed.
3. Indicate gravel or asphalt surface material.
4. Please describe all pertinent information on this sheet.



TYPICAL CROSS-SECTION REQUIREMENTS